

HI VISO

PPE **protective face visor** with adjustable headband, foam padding and neck guard



Intended Use

Hi Viso has been designed to offer full face and neck protection from splashes and droplets of liquid, and to inhibit face touching.

This product is suitable for prolonged periods of use and can be worn with prescription glasses, safety glasses/goggles or prescription lenses.

The Hi Viso is reusable, but should only be used by the same person and never shared.

The product can be used over a long period of time, provided it is well cared for. If the product shows signs of excessive wear and/or damage it will not provide the optimum level of protection and should be immediately replaced.

Safety Information

No item of PPE can provide full protection.

Never use against other hazards for which the product is not designed or tested.

This product is not impact resistant and should not be considered a replacement for safety glasses/goggles in environments where such protective products are normally worn. (Hi Viso can be worn in combination with most safety glasses/goggles).

If any part of this product, which comes in contact with your skin, causes an allergic reaction, please discontinue use and seek medical advice.

The elastic headband of this product contains natural latex rubber. Ensure the neck guard is securely attached to the visor and that the straps are tied securely so as to have no loose ends - particularly when working with moving equipment or machinery.

The neck guard should only be used with the Hi Viso visor. Never attach to other visor products or use on its own.

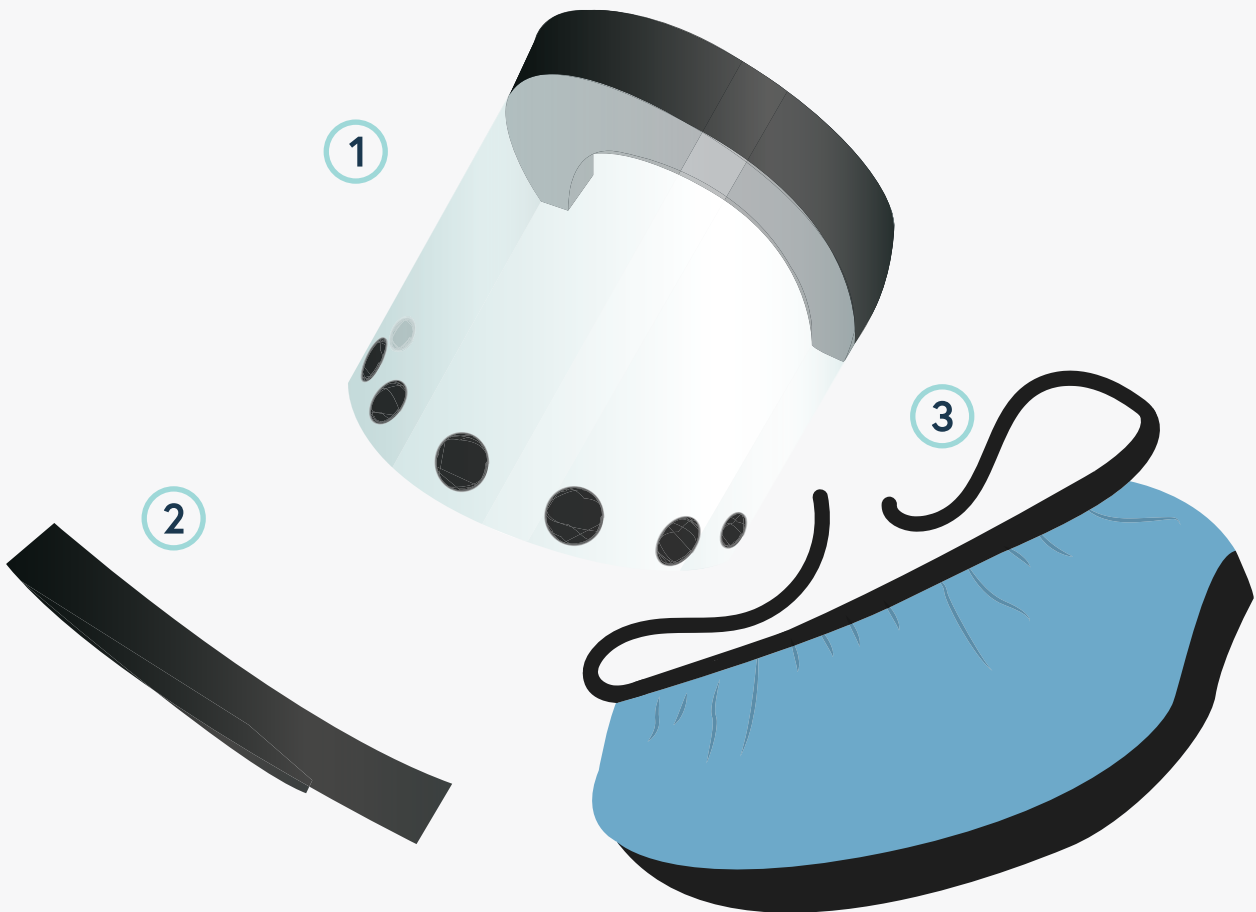
Elements of this product are not flame retardant. Keep away from all direct sources of heat including naked flames, cigarettes, electric and gas heaters.

Assembly


Your product will arrive partially assembled and should consist of:

1. Face visor
2. Headband
3. Neck guard

The face visor comes pre-assembled. Simply clean the visor with a soft cloth or rinse with warm soapy water before your first use. The segments in the foam peak can be removed to reduce heat build up and allow more air flow.



Assembling the Hi Viso



1. Fold the neck guard in half with the Velcro facing downwards



2. Attach the folded neck guard to the central Velcro dot and then secure one half of the neck guard to the visor.



3. Attach the other half, ensuring a secure attachment with no gaps and checking that the neck guard is central to the visor.



4. Then attach the other half. Ensure a secure attachment with no gaps and that the neck guard is central to the visor.

Putting the Hi Viso on


2



1. Wash your hands with soap and water (or hand sanitiser) before you touch the product.
2. To don the product, raise the visor to your face, then place the foam peak against your forehead.
3. Wrap the headband around the back of your head and attach to the Velcro on the other side of the face visor.

Adjust the headband until a secure and comfortable position is found. Ensure the headband is sufficiently tight to prevent the visor from slipping out of position, but not so tight as to cause discomfort.

3



4. Tie the neck guard around the back of your neck.
5. To doff the product, untie the neck guard from behind your neck.

4



6. Detach the elastic headband from one side of the visor.
7. Move the product forwards, away from your face. Ensure not to touch your face with your hands as you do this.
8. Wash your hands using soap and water (or hand sanitiser).

5

Inspection

Carry out regular visual checks to ensure the product is safe for continued use.

1. Check the visibility through the screen is adequate and not hindered by scratches or scores.
2. Ensure the screen remains securely attached to the foam peak with no gaps or evidence of separation.
3. Check that all the Velcro dots are securely in place and have suitable adhesion to attach the headband and neck guard.
4. Ensure the neck guard is free from rips, tears or signs of damage to the stitches.

If the product show signs of damage or excessive wear and tear, discontinue use and replace immediately.

Storage

When not in use, store the product away from extremes of temperature. Never place heavy items on top of it. If the product is wet, allow it to dry fully before placing it into storage.

Anti-Fog

To prevent your visor from fogging, apply a very small dot of washing up liquid on the inside of the visor and buff with a dry cloth until dry. Repeat after each time you wash the visor.

Cleaning

Visor – rinse with warm soapy water or disinfect with isopropyl alcohol.

Headband - rinse with warm soapy water.

Neck guard – the neck guard is machine washable up to 60°C. Air

dry only. Do not tumble dry.

To remove any fluff from Velcro attachment points, use a stiff brush or another piece of hook Velcro.

Do not use abrasives on any component of the product.

Technical Information

Description	PPE protective face visor with neck guard, adjustable headband and foam padding.
Model	205-1600
Classification	PPE Class I of REGULATION (EU) 2016/425
Manufacturer	Hi Viso Ltd 29 Quarterlands Road Lisburn BT27 5TN Northern Ireland
Declaration of Conformity	https://hiviso.com/pages/declaration-of-conformity
Community Registered Design	No. 007973375-0001
Visor material	Polyethylene Terephthalate (PET)
Headband material	76% Polyester / 24% Rubber ⚠ contains latex
Neck guard inner material	100% Polyester
Neck guard outer material	65% Polyester / 35% Cotton
Visor height	195mm
Visor weight	200mm
Visor depth	155mm
Product weight	approx. 70g



Hi Viso Ltd
29 Quarterlands Road
Lisburn BT27 5TN
Northern Ireland
hiviso.com
hi@hiviso.com

Registered Community Design No. 007973375-0001